



STOP & THINK

Remember:

- » Stop + Think
- » Be Prepared
- » Be Bright
- » Stay Safe!



CEMEX
ROAD & CYCLE SAFETY
EDUCATION PROGRAMME





Hi,
My name is CEMBOT and I am here to remind you of all of the important things you need to remember about Road Safety!
Let's have a look through this guide and see all of the ways you can stay safe on the road.



STOP & THINK

MAKING OUR TRUCKS SAFER

2

2

1

4

3

3

5

1

www.cemex.co.uk

CEMBOT's friends at CEMEX know the road can be a dangerous place, so they try to help by having lots of extra safety features on their trucks:

1. Warning signs for cyclists, on the trucks
2. Extra mirrors to help drivers see cyclists who are in their blind spots
3. Sensors to let our drivers know when a cyclist is next to them
4. Cameras to help our drivers see all around the vehicle
5. Guard rails to stop cyclists getting caught under our trucks



But be warned: Other companies don't always have the same amount of safety features on their trucks as CEMEX do, so be extra careful!

When crossing a road CEMBOT always remembers the Green Cross Code:


1. Find the safest place to cross
2. Stop just before the edge of the kerb or pavement
3. Look both ways + listen carefully for any traffic
4. If traffic is coming let it pass
5. When it is safe walk straight across the road, do not run!





CEMBOT knows how important it is to be safe when riding a bike. CEMBOT stays safe by:

1. Always wearing a helmet
2. Turning on front and back lights when it's getting dark
3. Wearing high visibility, bright clothing
4. Making sure bags are transported safely and not anywhere where they can catch in wheels



BEING SAFE ON YOUR BIKE



1



3



2



4



CEMBOT has been thinking of lots of different words that remind him of road safety, but they have got all mixed up! Can you help him find them?

E	D	O	C	S	S	O	R	C	N	E	E	R	G	B	B	K	Y	E	B
C	Y	E	K	E	E	P	C	L	E	A	R	J	E	E	B	O	T	Z	L
I	G	B	R	A	Q	F	D	M	B	Z	U	V	P	G	V	W	E	J	R
F	W	V	I	A	Y	G	G	G	B	H	Z	Z	Y	P	Y	W	F	I	R
E	N	J	K	K	P	N	V	F	U	D	W	S	L	T	V	L	A	B	Q
A	V	S	S	C	E	E	V	O	G	H	S	P	T	Z	N	P	S	K	I
X	W	T	B	P	U	T	R	I	C	K	N	H	S	P	M	O	T	G	B
N	O	B	V	R	D	R	W	P	S	W	G	D	C	J	C	X	Z	V	U
P	R	R	F	S	I	G	T	V	Q	I	O	W	E	P	K	L	U	M	G
S	O	B	E	O	M	G	P	A	L	Q	B	A	K	G	R	E	F	J	Q
W	S	Z	A	C	F	N	H	L	B	D	R	I	T	H	J	N	G	X	D
R	N	F	N	E	E	N	D	T	O	I	V	P	L	K	N	Z	R	D	E
K	E	D	R	M	T	Y	P	E	X	J	Q	D	V	I	V	H	M	S	E
V	S	I	F	E	W	Y	S	L	Q	T	C	A	E	J	T	G	A	Q	X
X	I	P	F	X	S	R	X	C	K	O	R	O	S	M	Q	Y	T	C	O
T	H	I	N	K	N	E	B	Y	L	B	J	R	D	W	A	H	S	I	A
J	M	Q	L	P	G	G	F	C	Z	M	B	D	J	V	I	U	H	H	Y
K	Q	D	W	N	K	N	T	U	T	E	M	L	E	H	D	G	E	Q	W
M	M	W	P	J	X	A	J	E	I	C	B	E	U	X	X	B	C	N	C
G	M	U	F	X	M	D	R	M	E	B	J	G	Y	G	R	S	C	V	J



- | | | |
|-----------|---------------|----------------------|
| 1. Safety | 7. Visibility | 13. Prepared |
| 2. Road | 8. Truck | 14. Green Cross Code |
| 3. Cycle | 9. CEMEX | 15. CEMBOT |
| 4. Bike | 10. Stop | 16. Danger |
| 5. Light | 11. Think | 17. Sensor |
| 6. Helmet | 12. Bright | 18. Keep Clear |



ACTIVITY ZONE!!!



CEMBOT has made some changes to this picture taken at a CEMEX Cycle Safety Day. Do you think you can spot all 10?



CEMBOT would like you to draw a picture showing some of the important things you have learnt about road safety today.

Name:

Class:

School: